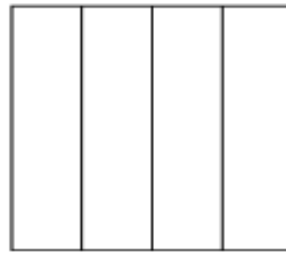
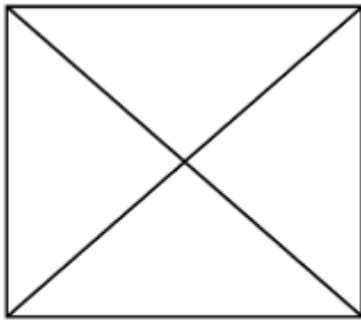
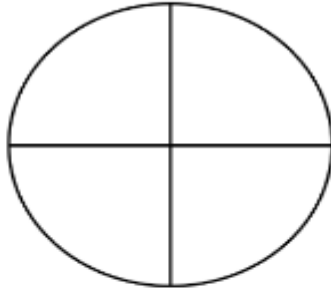


**** Please complete one task (or more if your child is able to) ****



Colour in a quarter of each of these shapes.



1.



Draw a ring around a quarter of these apples.



There are apples altogether.


There are apples in each quarter.

Challenge!

Sharing equally – how many ways
Maths worksheets from urbrainy.com



I have 6 red sweets.
How many different ways can the
sweets be shared into equal groups?



For example, I could share them into 6 groups with one sweet in each group.



Draw pictures to show the different ways you could share the sweets into equal groups.


**** Please complete one task (or more if your child is able to) ****

church

burn

turkey


Choose the correct word to write under the picture.



.....

.....

.....



Choose from the following words to fill the gaps.

surf

fur


hurt

curl

burst

1. I my leg when I fell off my bike.
2. In the summer we can in the sea.
3. My cat has got very soft
4. Lily had a in her hair.
5. Jack the balloon with a pin.

Draw a little picture of one of the sentences.



Draw the picture to go with the caption.



a cat with red fur




I surf on the sea




burst a balloon with a pin



logs burn on the fire



a right turn



a church with a big tree

Over the half term, please practice reading some of these words by using the sounds. Help your child to blend the sounds together to read the words. Thank you 😊

sib 

shoop 

zard 

gom 


reek 

stom 

hud 

yarps 

troop 

jal 

thanp 

porg 

fuzz

play

karg 

am

stop

rar 

mum

shin

choch 

pink

away

rer 

yoff 

these

shine

zow 

thigh

stove

mirst 

down

clump

daib 

have

mate